

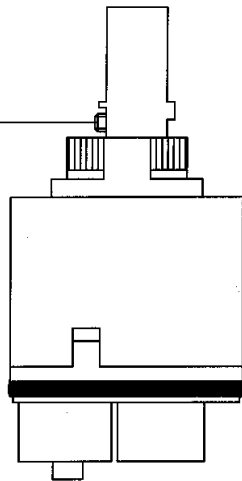

Kartuche til STICK armaturer

DK

Vejledning for regulering af temperatur

For at reducere temperaturen: Drej med uret

For at øge temperaturen: Drej mod uret



Vejledning for regulering af vandmængde

For at reducere vandmængden: Løsne skruen

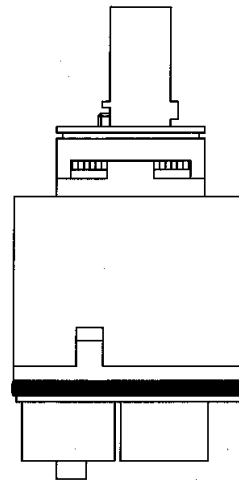
For at øge vandmængden: Stram skruen

GB

Nut for the regulation of the temperature

For reducing the temperature: Turn it clockwise

For increasing the temperature: Turn it anti-clockwise



Screw for the regulation of the flow rate

For reducing the flow rate: Unscrew it

For increasing the flow rate: Screw it